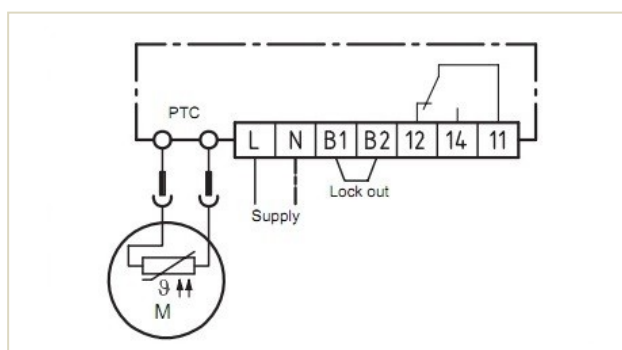
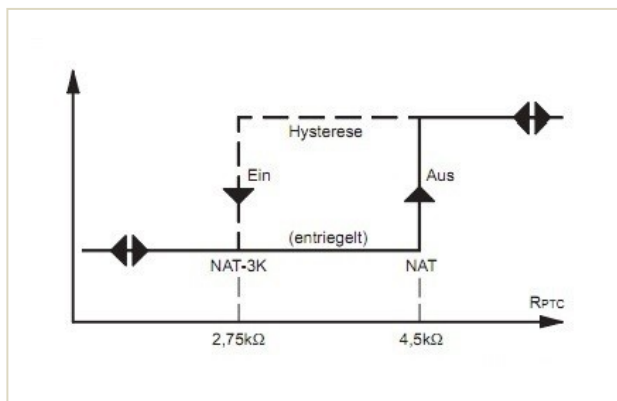


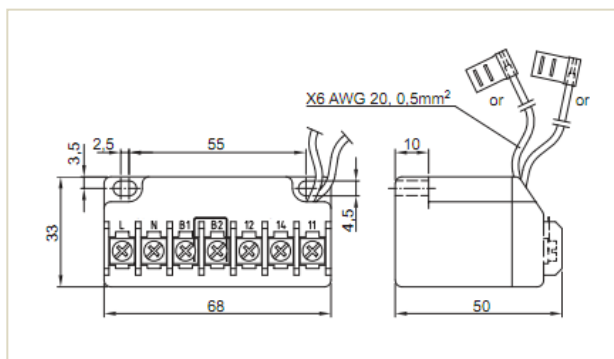
SE-B1 Motor Protector | Part-No.34701901、34701910



Wiring diagram



Switching Hysteresis



Dimensions in mm

Application

The SE-B1 motor protector has been developed especially for use in cases with a higher starting load or for drives with a high switching frequency.

Functional description

At the measuring circuit input of the SE-B1 (orange wires), it is possible to connect up to nine DIN 44081/082-conform PTC sensors. Sensors with different nominal response temperatures may be used. Thus it is possible to monitor several measuring points with only one SE-B1 motor protector. If the temperature in one of the monitored parts or sections exceeds the nominal response temperature of the respective PTC sensor, the sensor becomes highly resistive and the motor protector switches off. After cool down, restarting is only possible if the electronic lock of the output relay is released by interrupting the voltage supply. Ex works the lock-out bridge is installed at terminals B1-B2. Alternatively the locked version can be changed to an unlocked version by removing bridge B1- B2. In that case the device switches itself on again after the cool down. The relay switch output is designed as a potential free change-over contact. This switching circuit function according to the closed-circuit principle, i.e. the relay drops back to the reset position also in case of sensor or cable failure and shuts off.

The unit must be connected by trained electrical personnel.



Technical specifications

Order No.	Supply voltage
16G08 SEB 14	AC50/60Hz 230/240 ±10% 3VA
16G08 SEB 15	AC50/60Hz 115-240V-15%...+10% 3VA
16G08 SEB 16	AC50/60Hz 24V-15%...+10% 2VA
Permitted ambient temperature	-30...70°C
Temperature measuring circuits	
-Type	PTC, acc.to DIN44081/082
-Number of sensors	1...9 serial
-R _{25,total}	< 1.8 kΩ
-R _{trip}	4.5 kΩ±20%
-R _{reset}	2.75 kΩ±20%
-Measurement voltage	≤2.5V(acc.to IEC 60034-1)
Reset of lock-out	Power off > 5s
Output relay	Max AC 240V 2.5A C300
AgNi 90/10	Min. AC/DC > 24V, > 20mA
Mechanical service life	Approx. 1 million switching cycles
Protection class acc. to En 60529	IP00
Connection type	Screw type terminal Flexible leads 2xAWG20 L=200mm with flag terminals 6.3x0.8mm
Housing material	PA66,glass-fibre-reinforced
Mounting	Screw mounted
Dimensions in mm	50x33x68(LxWxH)
Weight	approx.160g